

How to join a 3CX Web Meeting using a computer or laptop

You do not need a 3CX account to attend a 3CX Web Meeting.
You will need a computer or laptop with a webcam and microphone functionality.

1. You will receive an email from one of the Barnett Financial Planning team members with an invitation to join the 3CX Web Meeting.

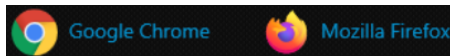
2. Select the coloured highlighted link located under the heading 'Join 3CX Web Meeting' as shown in the image below.

You have been invited to join "3CX Web Meeting" by "Barnett Financial Planning"

Joining info: https://bfpwealth-ecom.3cx.net/join/NnFTFdhSaXEp8eD6B_tRhtjc - from Chrome or Firefox

On your smartphone: Download the [Android](#) or [iOS](#) app and click on the meeting link to join.

Note: You must do this at the start time of your meeting shown in your email invitation and use Google Chrome or Firefox.

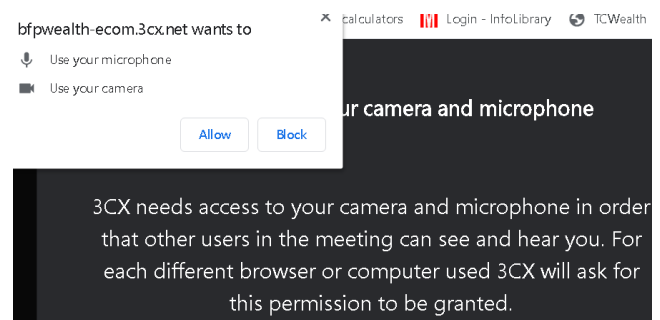


Or for Mac users use Google Chrome or Microsoft Edge.

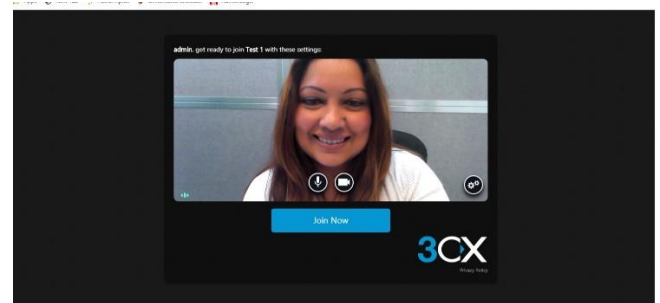


3. Select **YES** to the following prompts:

'Allow 3CX to use your camera and microphone'



4. Select '**Join Now**'.



Important: You may need to adjust the volume on your computer and ensure the settings are not set to mute.

You have now joined the 3CX Web Meeting.